


# IPEX6000TC-C Specification Sheet



# Product Features

## ***IPEX6000TC-C Transceiver***

The IPEX6000TC-C is an AVoIP PoE powered A/V transceiver integrated with both encoder and decoder configuration which can transmit and receive video signals simultaneously. The DigitalInxIP IPEX6000TC-C supports IP-based switching and extension of true 4K/60Hz (4:4:4) video with zero frame latency up to 100 meters when using CAT6A F/UTP cabling. The transceiver supports independent routing of all AV, USB HID, IR, Ethernet and RS232 signals. All transceivers on an AV network can simultaneously transmit and receive full 4K 60 4:4:4 signals. The IPEX6000TC-C is HDMI 2.0 and HDCP 2.2 compliant and supports all video resolutions that fit into the HDMI 2.0 timing envelope of 594 MHz, such as 4K@60Hz 4:4:4 24bpp and 4K@60Hz 4:2:0 30bpp HDR, including DolbyVision, HDR10 and HLG. The transceiver features lite compression technology which is activated automatically when the raw data rate exceeds the Ethernet bandwidth so that all supported timing formats can be delivered through a single 10G Ethernet cable.

The IPEX6000TC-C can be used in a point to point installation or in a matrix configuration that supports routing of one to one and one to many including multi-view for single display outputs and video wall configurations up to an 8x5 (Rows x Columns).

When multiple IPEX6000TC-C transceivers are deployed on an AV network, for basic system access and operation, a license code from Liberty's Arranger offering is required.

Port speed requirements for each transceiver is ~6-8Gbps for 4K signals and 3.2Gbps for 1080P signals, therefore the IPEX6000TC-C requires a 10GbE PoE managed network switch for optimal performance.

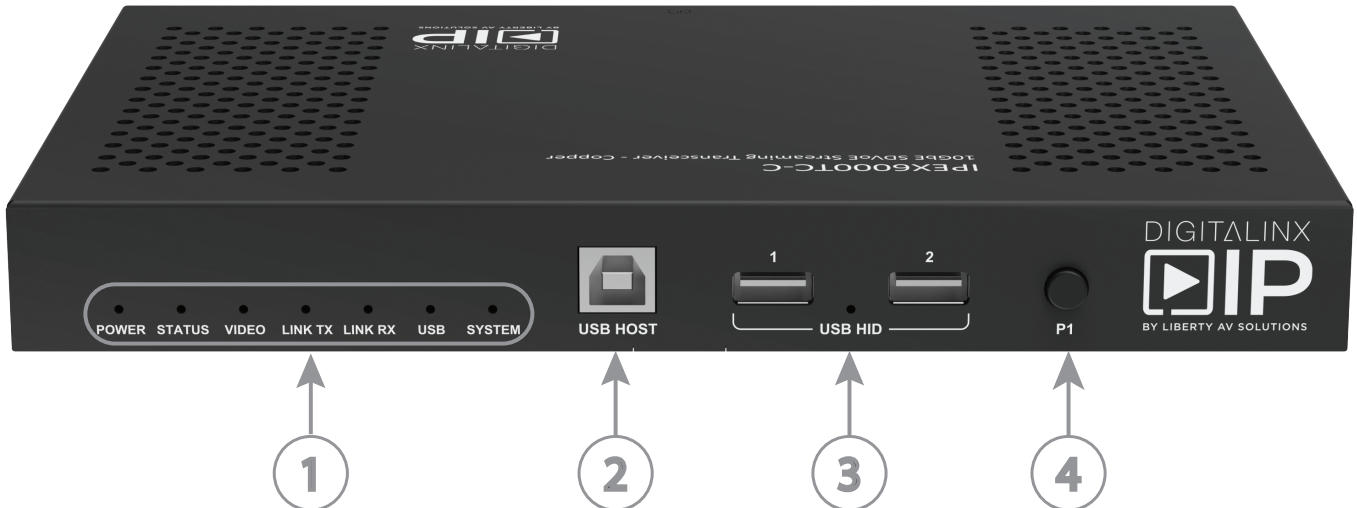
**Note:** 1GbE managed network switches are not supported.

# Package Contents

1. Installation Guide
2. DC 12V 2A Power Supply with US, UK, EU, and AU adapters
3. 3-pin Removable Phoenix Screw Terminal
4. Mounting Ears (2 ea)
5. IR Emitter
6. IR Receiver


# Front and Rear Panels

## IPEX6000TC-C Front Panel



1. Status / Diagnostic LEDs
  - POWER:
    - ON; device is on
    - OFF; device is off
  - STATUS:
    - ON; device has entered HDMI config mode
    - BLINKING; The device is working in default mode
    - OFF; the HDMI output has been configured as a LOOP output
  - VIDEO
    - ON; video signal is stable
    - OFF; no video signal detected
  - LINK TX
    - BLINKING; device is connected to switch and or another device
    - OFF; device is not connected to switch or another device
  - LINK RX
    - BLINKING; device is connected to switch and or another device
    - OFF; device is not connected to switch or another device
  - USB
    - ON; the device is powered on
    - BLINKING; This device is linked to another device, and its USB Host port is connected to a USB host device.
  - SYSTEM - for future use
2. USB B Host Connection
3. USB HID Device Client Connection
4. HDMI config mode (Transceiver mode only)
  - Press and hold 5 seconds to enter HDMI config mode
    - Press this button once: when HDMI ports are in normal state, press this button once to switch the HDMI ports to support local loop out mode; when HDMI ports are in local loop out state, press this button once to switch the HDMI ports to original normal state i.e. Input, Output

## IPEX6000TC-C Rear Panel



1. 12V DC power input
2. IR receiver input
3. IR emitter output
4. HDMI input
5. HDMI output
6. RS232 / serial connection
7. 10GBaseT AV Network connection with PoE support
8. Analog audio input/output
9. 10/100/1000BaseT LAN connection
10. Factory RESET button
  - To set factory default, power the device down. While unit is powered down, press and hold the RESET button and power on the device. Hold the RESET button for 20 seconds and then release the RESET button. The unit will be reset to Factory defaults after you release the RESET button.

# IPEX6000TC-C Technical Specifications

<b>Input/Output Connections</b>	
HDMI Input	One (1) HDMI Type A Receptacle
HDMI Output	One (1) HDMI Type A Receptacle
LAN	10GbE: One (1) 8P8C port (Shielded RJ45) LAN: One (1) 8P8C port (Shielded RJ45)
Power	One (1) 5.5 mm OD, 2.1 mm ID Threaded Barrel
RS232 Port	One (1) 3-pin Removable Terminal Block Connector
USB Device / Client	Two (2) USB Type A Port
USB Host	One (1) USB Type B Port
Audio Input / Output	One (1) 3.5 mm TRS Receptacle
IR Input	One (1) 3.5 mm TRS Receptacle
IR Output	One (1) 3.5 mm TS Receptacle
<b>Supported Audio, Video and Control</b>	
Video Input Resolutions	Resolutions up to 4K@60Hz, 4:4:4 Supports HDR Metadata, including DolbyVision, HDR10 and HLG
Video Output Resolutions	Resolutions up to 4K@60Hz, 4:4:4 Supports HDR Metadata, including DolbyVision, HDR10 and HLG
Video Compliance	HDMI 2.0 and HDCP 2.2
Embedded Audio	<b>HDMI:</b> LPCM, 2.0/5.1/7.1 channel, 44.1/48/96/192 kHz, Dolby True HD, up to 7.1,192kHz, DTS-HD Master, up to 7.1,192kHz, Dolby Digital AC-3 (DVD format), DTS version 1 (DVD format) <b>Analog / 3.5mm:</b> Unbalanced 2 channel stereo
Supported Baud Rates	300, 600, 1200, 2400, 4800, 9600, 19200, 38400, 57600, 115200
USB Compliance	USB 1.1 Full Speed up to 12Mbps
Video Wall Scale Capability	Up to 8x5
<b>Streaming Signal Characteristics</b>	
Maximum Distance (point to point)	30m (90') when using CAT6 100 m (328 ft) when using CAT6A or greater
Maximum Distance (matrix, multi-view, video wall)	30m (90') when using CAT6 100 m (328 ft) when using CAT6A or greater
Cable Requirements	Category 6 or greater with TIA/EIA-568B crimp pattern
Encoding Data Rate	4K Signals: Up to 8Gbps 1080p Signals: Up to 4Gbps
End to End Latency	Zero Frame Latency
<b>Chassis and Environmental</b>	
Dimensions (H x W x D)	25 mm x 215 mm x 140 mm (0.98in x 8.5 in x 5.5 in)
Weight	0.8kg / 2.2 lbs
Operating Temperature	0° to +45° C (+32° to +113° F)
Operating Humidity	10% to 90%, Non-condensing
Storage Temperature	-20° to +70° C (-4° to +140° F)
Storage Humidity	10% to 90%, Non-condensing
<b>Power and Regulatory</b>	
Power Input	12V DC 2A or 48V DC PoE (Power over Ethernet)
Power Consumption	11 watts
ESD Protection	8kV air, 4kV contact
Regulatory	FCC, CE, RoHS
<b>Other</b>	
Warranty	5 years
Included Accessories	Installation Guide, Power Supply with US, UK, EU and AU adapters, 3-pin Removable Screw Terminal, Mounting Ears (2 ea), IR emitter, IR receiver
Compatible Transceiver	IPEX6000TC-F

Distances and picture quality may be affected by cable grade, cable quality, source and destination equipment, RF and electrical interference, and cable patches.

Thank you for your purchase.

For Technical Support please call our toll free number at  
800-530-8998 or email us at [supportlibav@libav.com](mailto:supportlibav@libav.com)

[www.libav.com](http://www.libav.com)



11675 Ridgeline Drive  
Colorado Springs, Colorado  
80921 USA  
Phone: 719-260-0061  
Fax: 719-260-0075  
Toll-Free: 800-530-8998