




DIGITALINX

VALUE-ENGINEERED DIGITAL SOLUTIONS

DL-PSU8 Quick Install Guide



This guide is for quick installation only.
For complete owners manual go to www.libav.com or use a QR reader to access the manual via QR code below.



Scan QR Code with your Smart-phone or Tablet

Product Overview

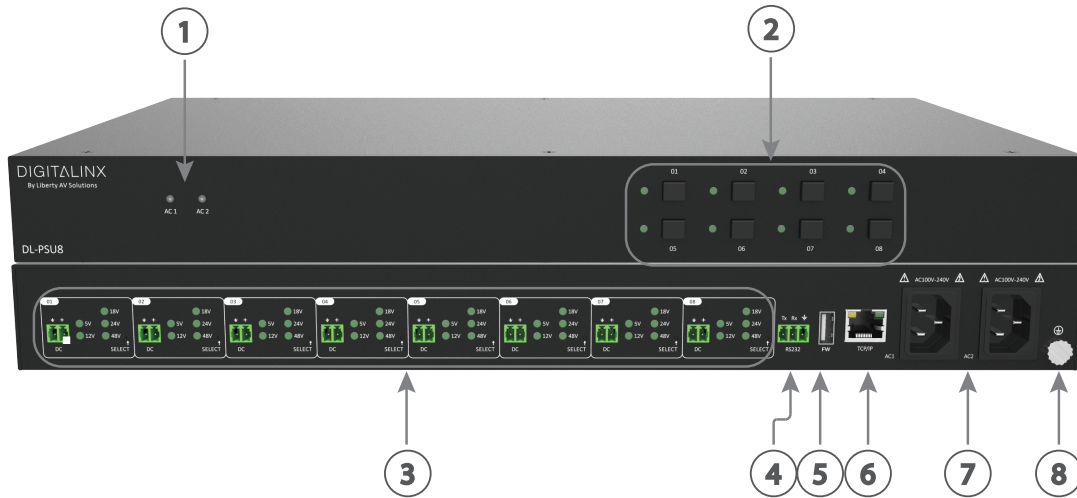
The DL-PSU8 is an integrated switching power supply designed for converting AC into DC power. It provides 2 AC input channels and 8 DC output channels. Input voltage is 100~240VAC, output voltage is selectable per output channel; 5/12/18/24/48V DC. The max power consumption of a single DC channel is 12W when using the 5VDC setting and 15W when using the 12/18/24/48VDC settings. Voltage for each output channel can be adjusted and switched on/off via the front panel buttons, RS232 / IP commands or using the built in web GUI.

The DL-PSU8 can replace bulky power AC/DC power adapters and power strips with a universal power solution for DC powered AV, networking, security and IOT devices located in a rack system.

Package Contents

- DL-PSU8 8 Port DC Power Hub
- (1) Quick Install Guide
- (8) DC Power Cables (2-pin Terminal Block to DC)
- (1) RS232 Cable (DB9 to 3-pin Terminal Block)
- (2 each) US, UK, EU and AU Power Adapters
- (2) Rack Mounting Brackets
- (4) Plastic Cushions

Front / Back Panel View



1. AC1 AC2 - Input AC Source Indicators
 - When GREEN; AC input is powered on with normal output
 - When RED; AC input is not powered
 - When ORANGE- Input voltage is too low or too high
2. 01-08 (Front) - Output Selection Buttons; Press once to activate / deactivate output selections, long press for 3 seconds to activate / deactivate and lock the output selection
3. 01-08 (Back) - DC Output Channels / Voltage Selector
 - *DC*: 2 pin DC Phoenix power connector
 - *SELECT*: Press switch to toggle output voltage selection
 - *5/12/18/24/48V*: Voltage selection LEDs
 - * When Solid; Corresponding voltage is selected for channel and working normally
 - * When Blinking Slowly; The channel is closed
 - * When Blinking Fast; Channel is short circuiting or over voltage
4. RS232- 3 pin Phoenix connector for RS232 system control
5. FW- USB A firmware update port
6. TCP/IP - RJ45 connector for Ethernet / GUI system control
7. AC1 AC2 - 2 AC input channels. Input voltage is AC100~240V.
8. Ground Pin - Ground device to earth

Voltage, Power, Current Per Output

VOLTAGE	POWER (WATTS MAX)	MAX CURRENT PER OUTPUT
5V DC	12W	2.4A
12V DC	15W	1.25A
18V DC	15W	.83333A
24V DC	15W	.625A
48V DC	15W	.3125A



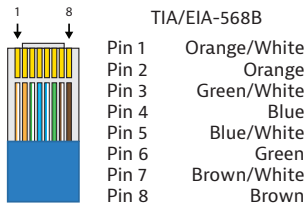
WARNING: DO NOT EXCEED MAXIMUM RATINGS



Cabling Wiring Requirements

Ethernet Control

The DL-PSU8 may be controlled via Ethernet using web browser for web server control or by using telnet commands using port 4001. See owners manual online at www.libav.com for complete API.



The TCP/IP port requires a standard straight-through Category 5 or greater cable with the TIA/EIA-568B crimp pattern for optimal operation.

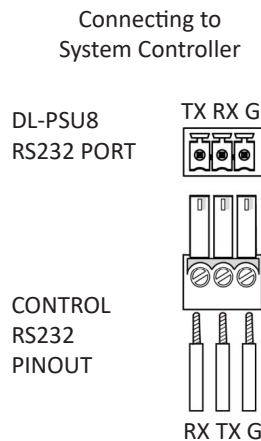
The default settings for the TCP/IP port are:
IP address: 192.168.0.178

Connect the Ethernet cable between the matrix and a router with a straight-through cable or between the matrix and a PC computer with a crossover cable. To connect to the web server built into the DL-PSU8 type the default IP address of the switcher into a browser on the PC. Be sure the PC is in the same Network ID of the DL-PSU8 , ie 192.168.0/24.

RS232 Control

The RS232 connection on the matrix is 3 pin phoenix. See below for RS232 configuration.

- 9600 baud
- 8 Data Bits
- 1 Stop Bit
- Parity = none



Technical Specifications

Input/Output Connections	
Inputs	Two (2) IEC 320 C13/C14 Male
Input Voltage	100~240VAC 50~60Hz
Outputs	Eight (8) 2-Pin terminal block
Output Voltage	5V, 12V, 18V, 24V or 48V; selectable.
Maximum output power consumption of signal channel	5V:12W 12/18/24/48V:15W
Control	
Ethernet	100BaseT
RS232 Baud Rate	9600bps
Chassis and Environmental	
Enclosure	Painted Aluminum
Dimensions (H x W x D)	44mm x 437mm x 357mm / 1.7" x 17.2" x 14"
Shipping Weight	5.2Kg / 11.5lb
Operating Temperature	0° to +50° C (+32° to +122° F)
Operating Humidity	10% to 90%, Non-condensing
Storage Temperature	-20° to +70° C (-4° to +140° F)
Storage Humidity	10% to 90%, Non-condensing
Power, ESD, and Regulatory	
Power Supply	100V-240VAC / 50-60 Hz
Power Consumption	178W (Max.)
Total DC Output Current	19.2A
Total DC Output Power	120W (Fully Loaded)
ESD Protection	8kV air, 4kV contact
Product Regulatory	FCC, CE, RoHS, UL
Other	
Standard Warranty	5 years
Included Accessories	(1) Quick Install Guide (8) DC Power Cables (2-pin Terminal Block to DC) (1) RS232 Cable (DB9 to 3-pin Terminal Block) (2 each) US, UK, EU and AU Power Adapters (2) Rack Mounting Brackets (4) Plastic Cushions

Thank you for your purchase.

For Technical Support please call our toll free number at
800-530-8998 or email us at supportlibav@libav.com

www.libav.com

Digitalinx is a brand of:



LIBERTY
AV SOLUTIONS

11675 Ridgeline Drive
Colorado Springs, Colorado
80921 USA
Phone: 719-260-0061
Fax: 719-260-0075
Toll-Free: 800-530-8998